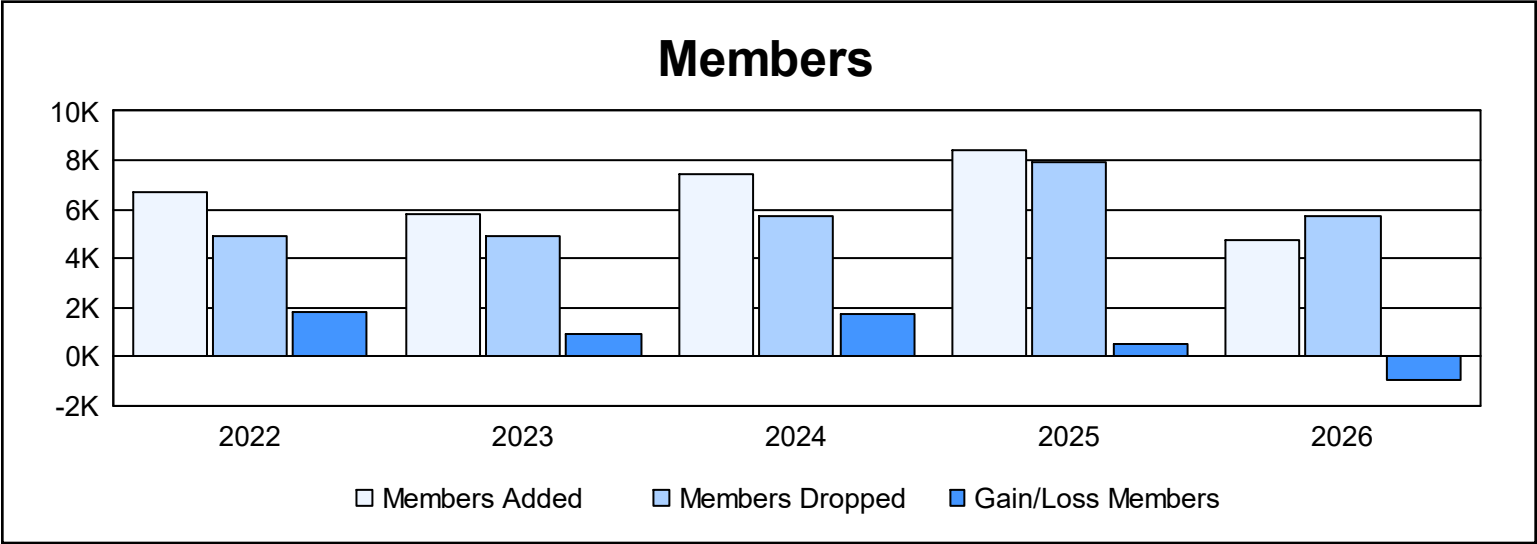
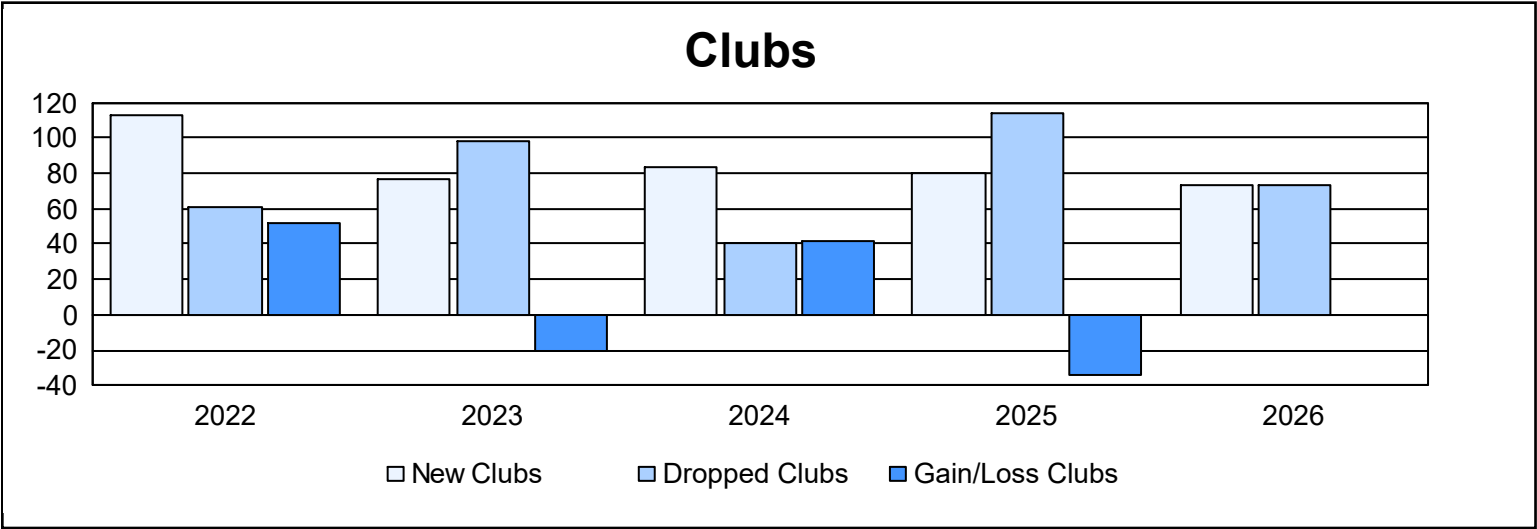
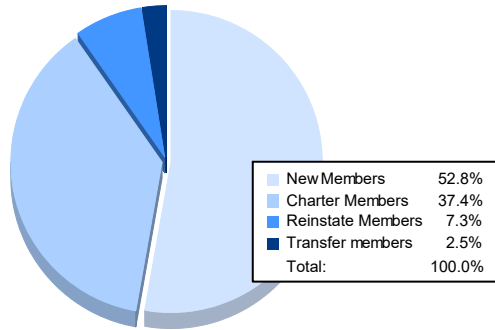


Year	New Clubs	Dropped Clubs	Gain/ Loss Clubs	New Members	Charter Members	Reinstate Members	Transfer Members	Total Member Added	Total Members Dropped	Gain/ Loss Members
2021-2022	113	61	52	3,336	2,957	333	72	6,698	4,873	1,825
2022-2023	77	98	-21	2,834	2,629	296	83	5,842	4,913	929
2023-2024	83	41	42	3,971	2,447	610	411	7,439	5,733	1,706
2024-2025	80	114	-34	4,638	2,114	994	672	8,418	7,915	503
2025-2026	73	73	0	2,505	1,777	347	119	4,748	5,685	-937
Average	85	77	8	3,457	2,385	516	271	6,629	5,824	805



Membership Composition

December 2025 Cumulative



Gender Composition

December 2025 Cumulative

